



- UP TO 3600W OF POWER
- CUSTOM POWER WITH NO NRE
- UP TO 36 ISOLATED OUTPUTS
- 1U PROFILE
- ZERO LOAD OPERATION
- FULLY FLOATING OUTPUTS
- UNIVERSAL INPUT (88-264VAC)
- 2 YEAR WARRANTY



UNIQUELY CONFIGURABLE SOLUTION

The Powerstax A3600 is a uniquely configurable solution for the communications, industrial, medical, instrumentation and test & measurement market in a convenient and compact 1U high 19" rack mount package. Based upon the [Powerstax MS1U/MM1U](#) configurable power supplies, the A3600 provides a low profile, flexible, cost effective solution to your exact power architecture requirements. It uses power modules either fully approved to EN60950 for industrial applications and for medical applications, the A3600M uses power modules approved to EN60601 3rd edition approvals. All units are CE marked to the Low Voltage Directive (2006/95/EC).

MILLIONS OF POWER SOLUTIONS

It is possible to individually adjust, enable, parallel or stack the outputs to provide literally millions of power solutions. If a static solution does not meet your needs, each individual output can be driven dynamically by a signal voltage to adjust outputs 'on-the-fly'. We can configure the rear panel to be open for your own cable assembly or provide a closed rear panel with cable glands pre-installed. A retained IEC320 input connector is supplied as

standard but this can be replaced with a hard-wired cable if you prefer. This option is particularly popular in low-line applications. All of the monitoring and diagnostic information from the Powerstax MS1U/MM1U configurable power supplies can be made available on the A3600(M). Please speak with our Applications Engineers to discuss the considerable number of standard options available to you.

RAPID LOW COST PROTOTYPING

The pre-designed enclosure and modular approach allows rapid turnaround of configured units – prototypes can be supplied in around a week, with production volumes delivered in a few weeks. All units carry the relevant safety approvals and CE marking. There is no tooling charge for the A3600(M). Once your configuration is defined, a simple part number is allocated so that you have a simple way to re-order more identical units in the future. Due to the uniquely flexible nature of this product, if your needs change with time Powerstax can re-configure units as required.



INPUT CHARACTERISTICS

Supply Voltage	Universal Input 88 to 264VAC single phase
Supply Frequency	47 to 63Hz
Input connection	Standard – IEC 320 C20 Inlet Optional – Hard wired

ENVIRONMENTAL CHARACTERISTICS

Operating Ambient	0 to +50°C
Humidity	Up to 95% RH Maximum
CE Marking	The equipment is CE marked for the compliance with the Low Voltage Directive 2006/95/EC
Power unit Safety Approvals	Industrial – EN60950 Medical – EN60601 (3 rd Edition)
Earth Continuity	25A AC from safety earth terminal to all exposed metal chassis parts. Resistance less than 0.10hm
Input to ground	3000VAC (Reinforced)
Input to output/ground	1500VAC (Basic)
Output to all other parts	500VAC (Functional)
EMC	EN61000-3-2 EN61000-3-3 EN61000-4-2 Level 4 EN61000-4-3 Level 3 EN61000-4-4 Level 4 EN61000-4-5 Class 4 EN61000-4-6 10 V/m EN61000-4-11 10 ms Individual Power units EN55022, Level B

AC-DC SERIES

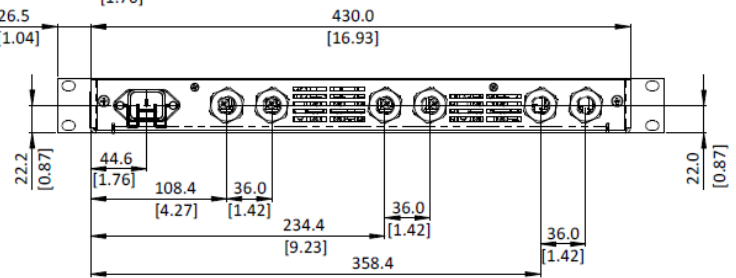
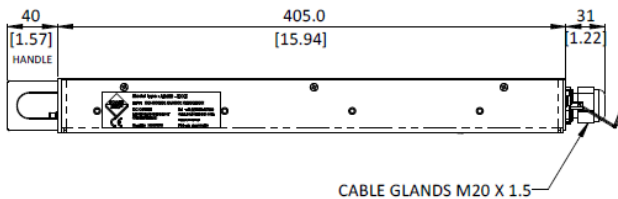
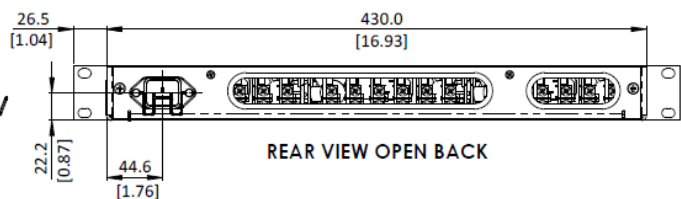
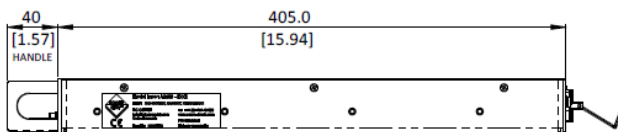
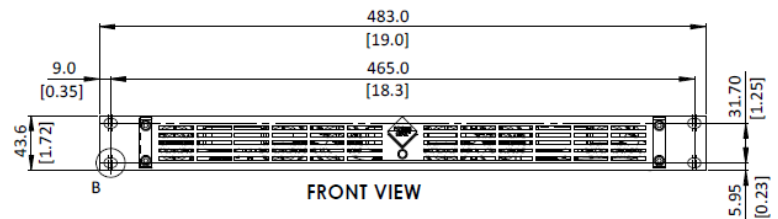
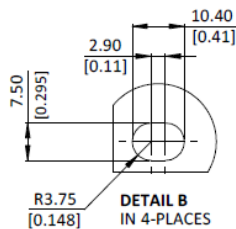
PLEASE NOTE: Due to the large number of configurations, variants and options it is only possible to provide an outline specification in this document.

However, Powerstax is pleased to provide a full specification for all detailed requirements.

To contact sales, please email sales@powerstaxplc.com or call us on +44 (0)1252 407800.

Mechanical Drawing:

(Inches) mm



DIMENSIONS IN BRACKETS ARE IN INCHES.

Powerstax Europe

Unit 5 Armstrong Mall
Southwood Business Park
Farnborough, Hampshire
GU14 0NR, UK

Powerstax North America

12804 W. Santa Ynez Drive
Sun City West
Arizona 85375
USA

Information and specifications contained in this data sheet are believed to be correct at the time of publication. However, Powerstax accept no responsibility for consequences arising from printing errors or inaccuracies. Specifications are subject to change without notice.