




FUNCTION & FEATURES

The unit is designed to control and monitor the Powerstax 19" rack mount 1U high PSU systems: R3000, R2400, R2250.

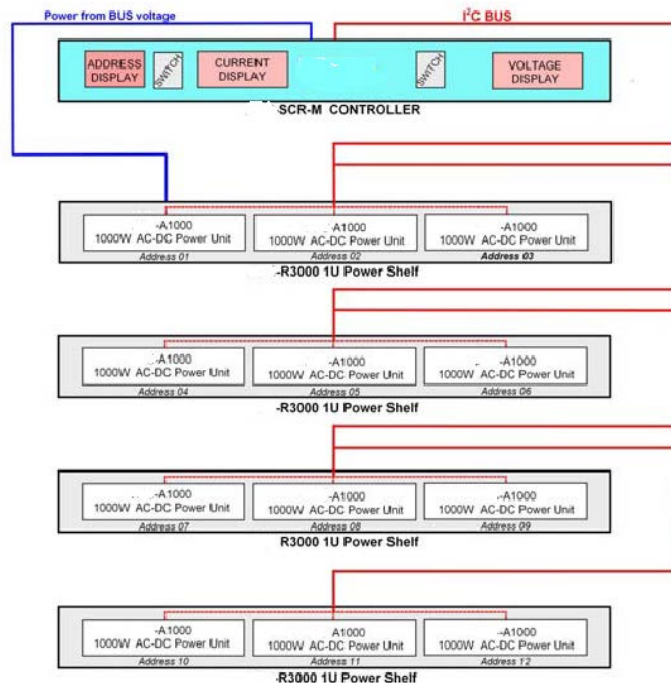
The controller is digital and communicates with the power modules by means of an I2C bus. It offers adjustment of the system voltage in 100mV steps over the range 23-29V for the A0750 (750w) powers units and 46-58V in the 800watt (A0800) & 1000 watt (A1000) power units.



SCM-R

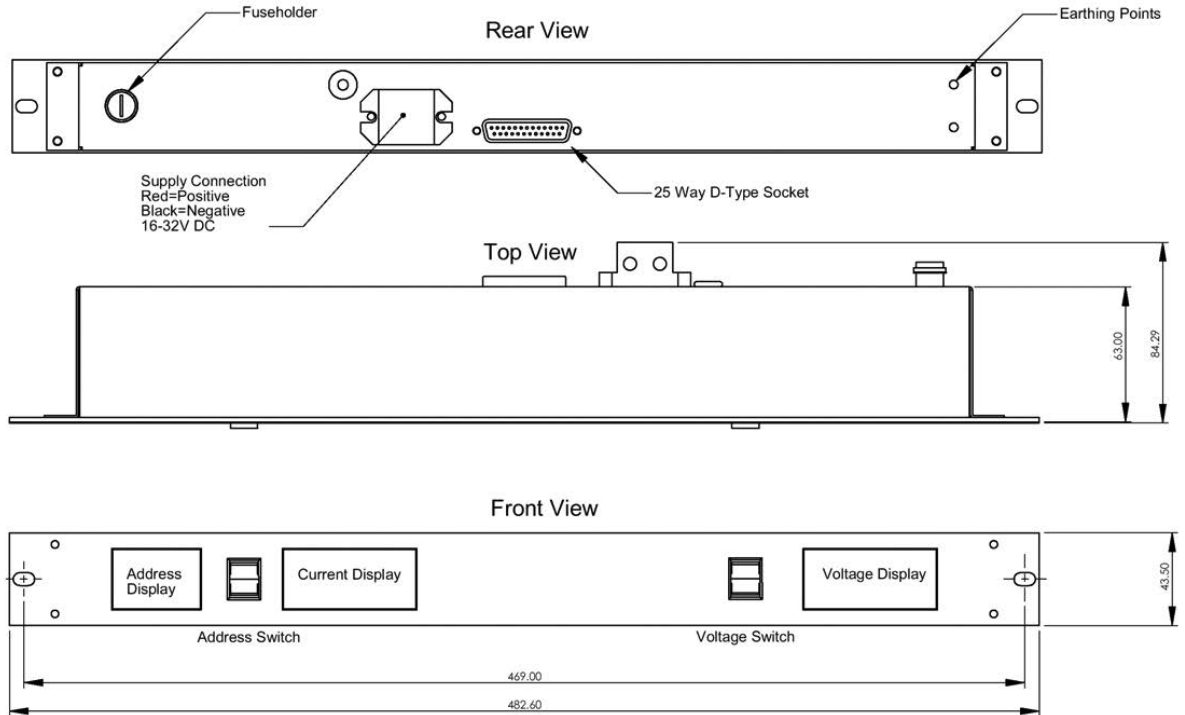
Up to 12 hot swap power units can be used in parallel and the controller can be used to select a particular power unit position and read the current being drawn from that unit with a resolution of 100 mA. The address of individual power cartridge is set in hardware using the cable assembly supplied with the controller.

The Powerstax SCM-R does not require an external power source and is powered from the bus voltage of the system.





Mechanical Outline



SCM-R

The control & Monitor Unit is a 1U high, 19" chassis with read-outs on the front panel, input and output at the rear.

A 2 way terminal block is fitted on the back panel to Allow the bus voltage to be connected. A 1A fuse is fitted to protect against faults.

Totalling just 5U high, the SCM-R unit can control up to 12 x A1000 AC/DC power cartridges providing a max. 12,000W.



scm_r-ds-rev2-0220.indd

Powerstax Europe

Units 5-6 Heron Avenue
Wickford
Essex
SS11 8DL, UK

Powerstax North America

12804 W. Santa Ynez Drive
Sun City West
Arizona 85375
USA

Information and specifications contained in this data sheet are believed to be correct at the time of publication. However, Powerstax accept no responsibility for consequences arising from printing errors or inaccuracies. Specifications are subject to change without notice.